



**Integrated
Care System**
Shropshire, Telford and Wrekin



**Shropshire, Telford
and Wrekin**

ICP KPIs and Dashboard update

Purpose and approach

The KPIs were collated from the:

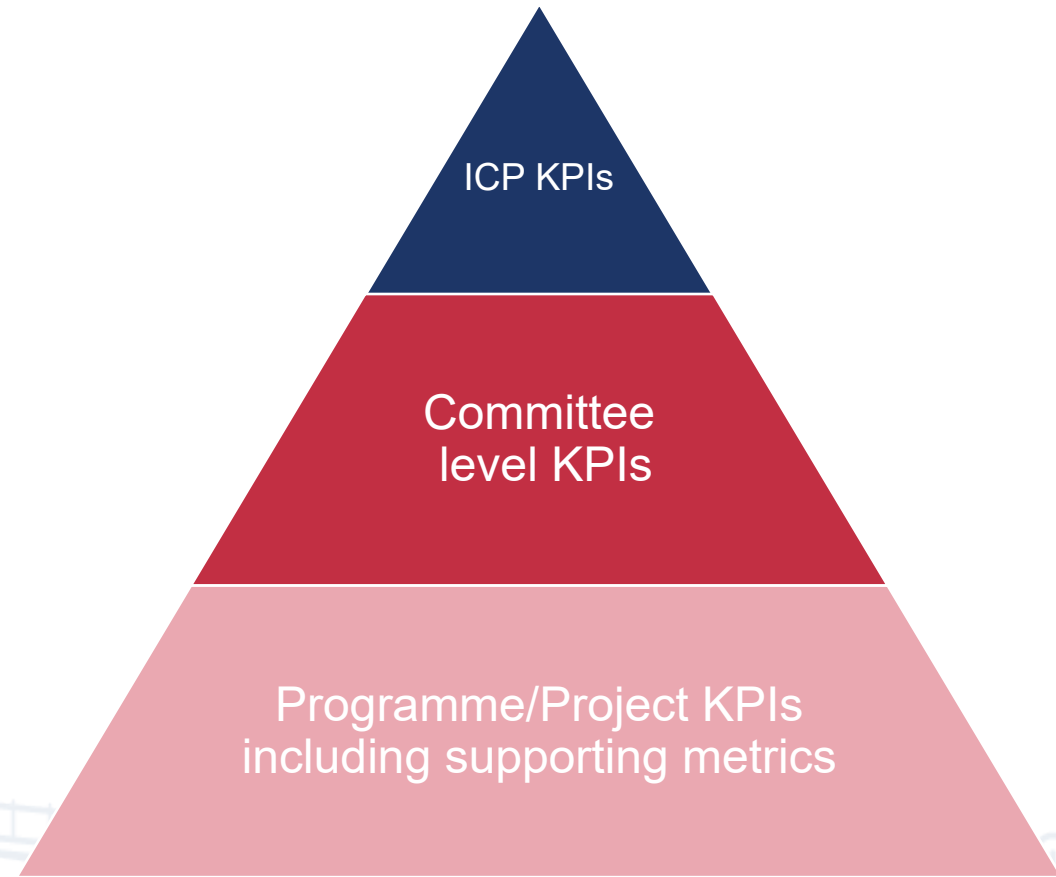
- Shropshire Health and Wellbeing Board KPIs
- Telford and Wrekin Health and Wellbeing board KPIs
- ShIPP
- TWIPP
- Integrated strategy

The PHM planning group met, considered and agreed a long list of metrics to monitor impact of the PHM work programme



A pyramid approach

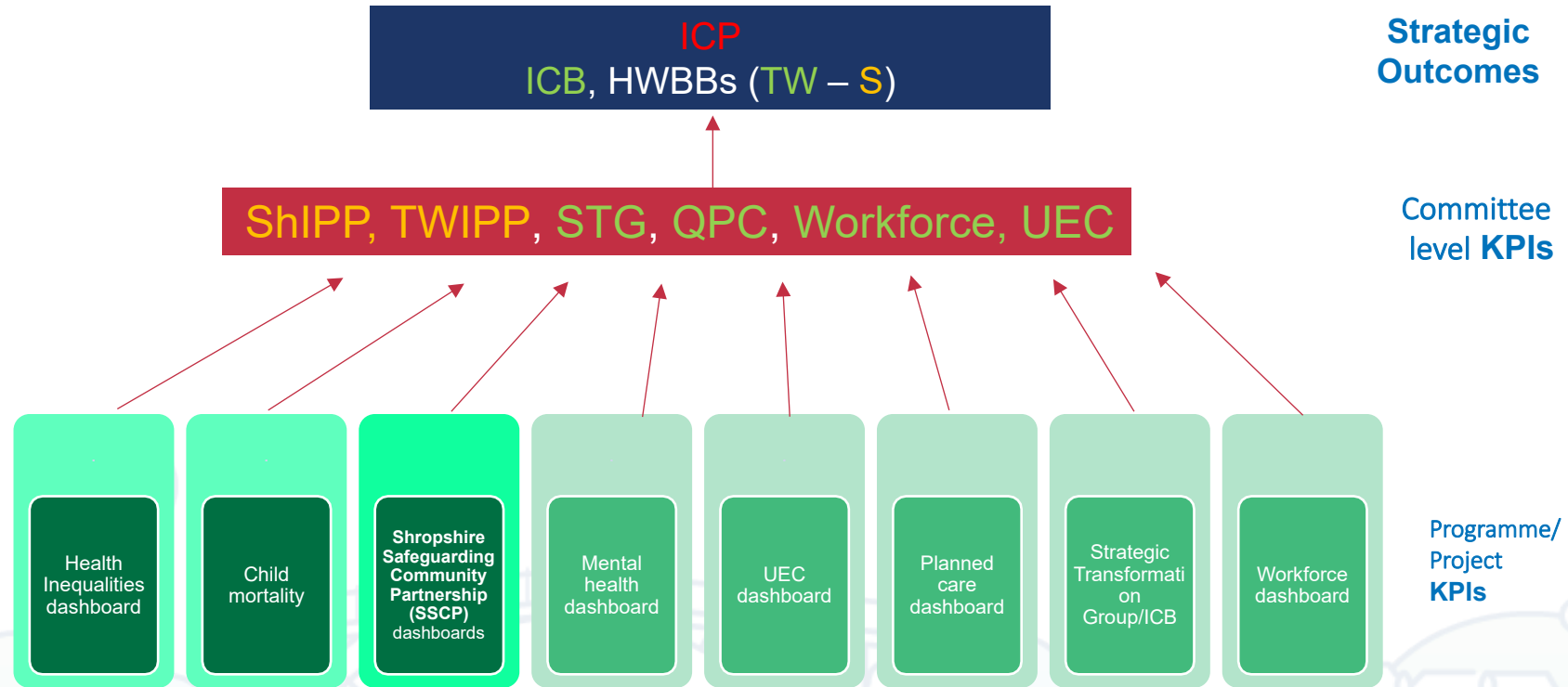
- Multiple dashboards monitor programme delivery through KPIs and outcome measures
- Key KPIs feed up to committee level and to ICP level
- Two levels of performance monitoring



KPI & Performance Outcome Monitoring



- Priorities:
- Health Inequalities
- ICP dashboard – outcomes
- Child Mortality

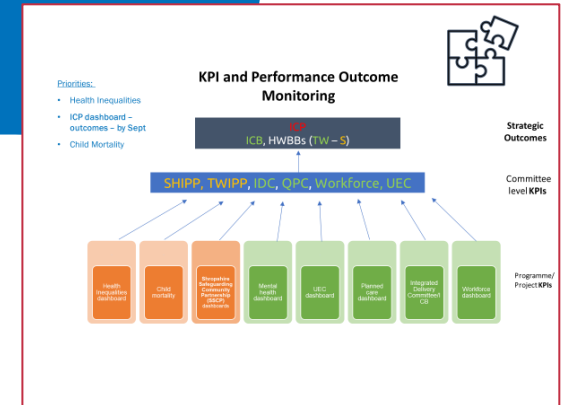


Suggested ICP Board Metrics

ICP Planning group met in June 2024. Agreed a short list of high-level metrics from a long list collated from both HWBBs, ShIPP, TWIPP and the Integrated strategy metrics. These are high level outcome performance measures – the detail will be reported via the relevant committee and board. These aim to provide oversight and assurance to the ICP

	KPI	Where from?	Metric
1	Increase healthy life expectancy in all people	Shropshire HWB strategy/ TW HW strategy/ Integrated Strategy	Healthy life expectancy at birth (male and female)
2	Improve life expectancy at birth and 65+ years	TW HWB Strategy	Life expectancy at birth and 65+ years (male and female)
3	Narrow the gaps in life expectancy and healthy life expectancy.	TW HWB Strategy/Integrated Strategy	Inequality in LE and HLE
4	Increase healthy life expectancy for those with Severe Mental Illness (SMI)	Shropshire HWB strategy/ShIPP/ Integrated Strategy/ TW HW Strategy	Premature mortality in adults with severe mental illness (SMI) and Excess under 75 mortality rate in adults with severe mental illness (SMI)
5	16-17s not in education, employment or training	Shropshire HWB strategy/ShIPP/ Integrated Strategy	16-17s not in education, employment or training
6	Excess under 75 mortality rate in adults with Severe Mental Illness (SMI)	Shropshire HWB strategy	Excess under 75 mortality for people with SMI
7	Improve infant and maternal health outcomes	TWC HW Strategy - Integrated neighbourhood health and care	Smoking status at the Time of Delivery
8	Improve infant and maternal health outcomes	ShIPP	Infant mortality rate
9	Diabetes treatment outcomes	Integrated Strategy	Treatment outcomes - diabetes care processes
10	Reduce preventable mortality	TWC HW Strategy - Protect, prevent and detect early	Under 75 mortality rate from cardiovascular diseases considered preventable
11	Reduce preventable mortality	TWC HW Strategy - Protect, prevent and detect early	Under 75 mortality rate from cancer considered preventable
12	Reduce preventable mortality	TWC HW Strategy - Protect, prevent and detect early	Under 75 mortality rate from causes considered preventable
13	E04b – Under 75 mortality rate from Cardiovascular diseases seen as preventable (2019 definition, 1 year range)	ShIPP	Under 75 mortality rate from Cardiovascular diseases seen as preventable (1 year range)
14	Reduce impact of ACEs on our communities	Integrated Strategy	Report at Place. Overarching position ICP level.
15	Increase the number of residents describing their community as a healthy, safe and positive place to live	Integrated Strategy	Number of residents describing their community as a healthy, safe and positive place to live
16	Increase the % of residents who report that they are able to access services they need, when they need them	Integrated Strategy	Tbc
17	Reduce carbon footprint generated through travel by patients to our services	Integrated Strategy	Carbon footprint of patients travelling to services
18	Early diagnosis and treatment for cancer	ShIPP	% cancers diagnosed at stage 1 and 2

Next Steps



- Endorsement of metrics
- Ensure metrics still align with Integrated strategy and JFP
- Dashboard build – commence August
- Share draft Dashboard to ICP board – October 2024
- Share draft Dashboard with HWBBs and ShIPP/TWIPP
 - 18th September -TW HWBB and TWIPP
 - 19th September- Shropshire HWBB and ShIPP
- Programmes of work will continuously be reviewed and amended in the pyramid
- Each metric will be mapped to a programme of work at the bottom of the pyramid.
- If there are exceptions or areas of need, a deep dive will follow and feed into ICP board



Outcome Focus – potential high level outcomes

The health of our population will be improve through a focus on....	Our Outcomes
The health of our STAFF	<ol style="list-style-type: none"> 1. We will improve our ability to attract, recruit and retain our staff 2. We will improve staff training and development opportunities across all our partners 3. We will improve self-reported health and wellbeing amongst our staff 4. We will increase Equality and Diversity workforce measures in all organisations
The health of our COMMUNITIES	<ol style="list-style-type: none"> 1. We will reduce the impact of poverty on our communities 2. We will reduce levels of domestic violence and abuse 3. We will reduce the impact of alcohol on our communities 4. We will reduce the impact of Adverse Childhood Experiences (ACEs) on our communities 5. We will reduce the number of young people not in education, training or employment 6. We will increase the number of our residents describing their community as a healthy, safe and positive place to live
The health of our ENVIRONMENT	<ol style="list-style-type: none"> 1. We will increase the proportion of energy used by the estates of our partner organisations from renewable sources 2. We will reduce the total carbon footprint generated through travel of patients using our services 3. We will increase the use of active travel, public transport and other sustainable transport by our staff, service users and communities



Outcome Focus – potential high level outcomes

The health of our population will be improved through a focus on....	Our Outcomes
<p>The health of our RESIDENTS</p>	<ol style="list-style-type: none"> 1. We will increase healthy life expectancy across STW and narrow the gap between different population groups 2. We will reduce early deaths from preventable causes– cardiovascular and respiratory conditions, cancers and liver disease– focussing on those communities which currently have the poorest outcomes 3. We will improve life expectancy of those with Serious Mental Illness 4. We will increase the proportion of people in STW with a healthy weight 5. We will improve self-reported mental wellbeing 6. We will reduce the number of children & young people who self-harm 7. We will reduce alcohol related hospital admissions 8. We will reduce the proportion of pregnant women who smoke 9. We will lower the burden and minimise the impact of infectious disease in all population groups
<p>The health of our SERVICES</p>	<ol style="list-style-type: none"> 1. We will increase the proportion of our residents who report that they are able to find information about health and care services easily 2. We will increase the proportion of our residents who report that they are able to access the services they need, when they need them 3. We will increase the proportion of our residents who report that their health and care is delivered through joined up services as close to home as possible